









LEGEND

-  PORTA POTTIES
-  AID STATIONS
-  PARKING
-  RUNNING DIRECTION
-  LINCOLN COUNTY TRANSIT DIRECTION
-  MARATHON / HALF MARATHON STARTING ROUTE
-  MARATHON / HALF MARATHON ROUTE CONTINUED
-  LINCOLN COUNTY TRANSIT SPECTATOR BUS ROUTE - LEAVES NEWPORT ELKS AT 7:30A.M. 7:45A.M. AND 8A.M. AND WILL CONTINUE TO MAKE LOOPS VIA TOLEDO THROUGHOUT THE EVENT

Mile 8.7 Half Marathon Turnaround

Turnaround

START
Mile 3
Water

FINISH
Mile 4.5
Water/Replacement Drink
EMBARCADERO RESORT

Mile 6.2
Water/Replacement Drink

Mile 24.8
Water/Replacement Drink

Mile 8.2
Water/Replacement Drink/Clif Shots

Mile 22.6
Water/Replacement Drink/Clif Shots

Mile 15.5
Water/Replacement Drink/Clif Shots

Mile 15.2
Water/Replacement Drink/Clif Shots

Mile 20.6
Water/Replacement Drink/Fruit

Mile 17.7
Water/Replacement Drink

Mile 13.1
Water/Replacement Drink

Mile 10.2
Water/Replacement Drink/Fruit

Mile 19
Water/Replacement Drink/Clif Shots

Mile 11.8
Water/Replacement Drink/Clif Shots

